



STAINLESS STEEL

# FABRICATED FLOOR MOP SINKS

Item #: \_\_\_\_\_ Qty #: \_\_\_\_\_

Model #: \_\_\_\_\_

Project #: \_\_\_\_\_



**Standard Mop Sink**  
9-OP-20 Shown



**Drop Front Mop Sink**  
9-OP-40DF Shown



Notched Out Front Allows  
Ease of Emptying Mop Bucket



Fabricated Bowls are Welded  
Together at the Seams

## FEATURES:

Floor mounted unit eliminates the need of lifting heavy containers.

Tile edge furnished on the rear.

Bowls rectangular in design for increased capacity.

**K-16** Free Flow Drain is included with each mop sink.

**-DF models** feature a notched out front which allows for ease of emptying mop bucket)

## CONSTRUCTION:

All TIG welded.

Welded areas blended to match adjacent surfaces and to a satin finish.

## MATERIAL:

16 Gauge type "304" series stainless steel sink bowl.

18 Gauge type "304" series stainless steel sink apron.

	Model #	Bowl Size (A x B x C)	O.A. Dimension (W x L x H)	Dist. To Drain (E)	Approx. Wt.	Approx. Cu.
STANDARD	9-OP-20	16" x 20" x 6"	21" x 25" x 10"	10-1/2"	26 lbs.	5
	9-OP-28	20" x 28" x 6"	25" x 33" x 10"	12-1/2"	35 lbs.	5
	9-OP-40	16" x 20" x 12"	21" x 25" x 16"	10-1/2"	45 lbs.	7
	9-OP-48	20" x 28" x 12"	25" x 33" x 16"	12-1/2"	63 lbs.	9
LARGE BOWL	9-OP-44	24" x 24" x 12"	29" x 29" x 16"	14-1/2"	70 lbs.	9
DROP FRONT	9-OP-40DF	16" x 20" x 12"	18-1/2" x 25" x 16"	10-1/2"	45 lbs.	7
	9-OP-48DF	20" x 28" x 12"	22-1/2" x 33" x 16"	12-1/2"	63 lbs.	9

## MOP SINK ACCESSORIES

### 16" High Side & Back Splashes for 9-OP Series Mop Sinks

#### Splashes on All 3 Sides

Model #	Fits Units:	Model #	Fits Units:
K-298	9-OP-20 9-OP-40	K-298D	9-OP-40DF
K-299	9-OP-28 9-OP-48	K-299D	9-OP-48DF
K-300	9-OP-44	-	-

#### Splash on Left or Right & Back

Model #	Fits Units:	Model #	Fits Units:
K-288LorR	9-OP-20 9-OP-40	K-288LorRD	9-OP-40DF
K-290LorR	9-OP-28 9-OP-48	K-290LorRD	9-OP-48DF
K-291LorR	9-OP-44	-	-



Left & Right Splashes Shown

#### Height Above Finished Floor (A.F.F.)

9-OP-20/9-OP-28 = 26" High 9-OP-40/9-OP-40DF/9-OP-44/9-OP-48/ 9-OP-48DF = 32" High

**K-16** Replacement drain for floor mop sinks

**K-240** Service Faucet\*

**K-242** 23" wide mop hanger


**K-243** Stainless steel mop drainage tray

**K-244** Hose and hanger

**K-245** 8" x 24" utility shelf

**K-246** 8" x 36" utility shelf

\*Does not meet Federal Lead Free Standards  
as it is not intended for potable water.



K-243



K-240



K-245



K-242



K-16



K-244



Customer Service Available To Assist You **1-800-645-3166** 8:30 am - 8:00 pm E.S.T.

For Orders & Customer Service:

Email: [customer@advancetabco.com](mailto:customer@advancetabco.com) or Fax: 631-242-6900

For Smart Fabrication™ Quotes:

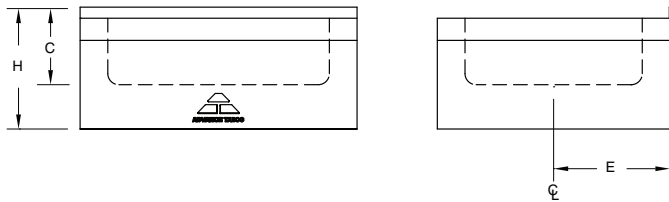
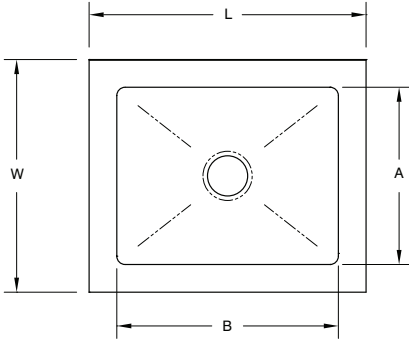
Email: [smartfab@advancetabco.com](mailto:smartfab@advancetabco.com) or Fax: 631-586-2933

# DIMENSIONS and SPECIFICATIONS

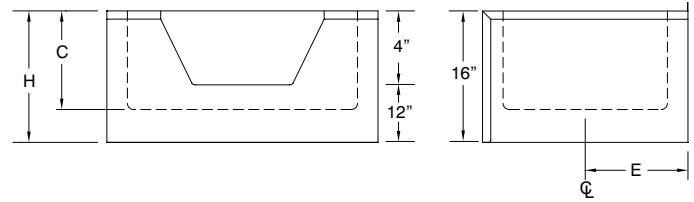
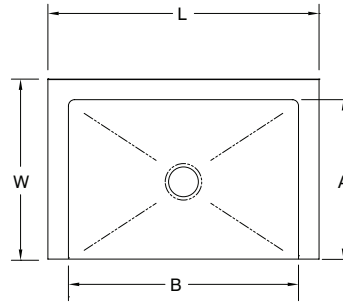
TOL Overall:  $\pm .500"$   
Interior:  $\pm .250"$

ALL DIMENSIONS ARE TYPICAL

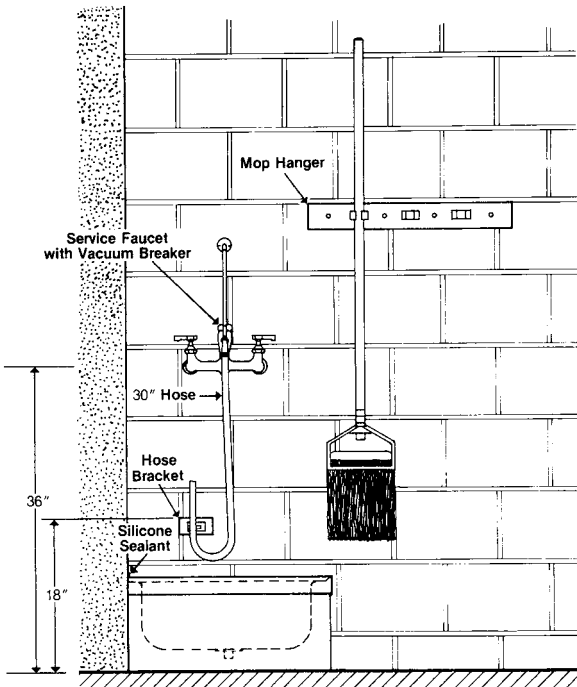
## STANDARD MOP SINK



## DROP FRONT MOP SINK



## SUGGESTED INSTALLATION



## MOP SINK DRAIN ASSEMBLY

